



Lenovo Media Partners: Getting Started

THIS PRESENTATION CONTAINS CONFIDENTIAL INFORMATION - DO NOT DISTRIBUTE

Signing Up

Completing your Lenovo application

FUND YOUR ORGANIZATION WITH LENOVO

Become a Lenovo affiliate partner today!

Welcome to the Lenovo Fundraiser Program!

Please fill out this form to complete your application to start earning 5% Commission on most Lenovo products today! Once complete, Lenovo will be sending a welcome email with your commission rate, unique offers & onboarding instructions. If you have any further questions please email na_affiliate@lenovo.com

SMB Sale
2%

Referral Period
3 days

Online Sale
2%

Referral Period
3 days

Complete Application

The technology for the Lenovo USA program is provided by Impact.

Please fill out this form to complete your application.

I am a New User I am an Existing User

English (United States) ▾

User Information

First Name

Last Name

Impact Application
This is the application to join the Lenovo Affiliate Program on Impact.
Fill out the fields with the relevant information.

If you have created an Impact account in the past, please click this button to avoid creating a new account.

FUND YOUR ORGANIZATION WITH LENOVO

Become a Lenovo affiliate partner today!

Welcome to the Lenovo Fundraiser Program!

Please fill out this form to complete your application to start earning 5% Commission on most Lenovo products today! Once complete, Lenovo will be sending a welcome email with your commission rate, unique offers & onboarding instructions. If you have any further questions please email na_affiliate@lenovo.com

SMB Sale
2%

Referral Period
3 days

Online Sale
2%

Referral Period
3 days

Bank Location Country ?

United States

Please select the country-location of the bank where you plan to receive your withdrawals. You may change your bank location at any time once your account is set up. Your bank location determines the currencies that are available for payout and for financial reporting.

Currency ?

USD US Dollar

Search currencies

- ✓ USD US Dollar
- AUD Australian Dollar
- EUR Euro
- GBP Sterling

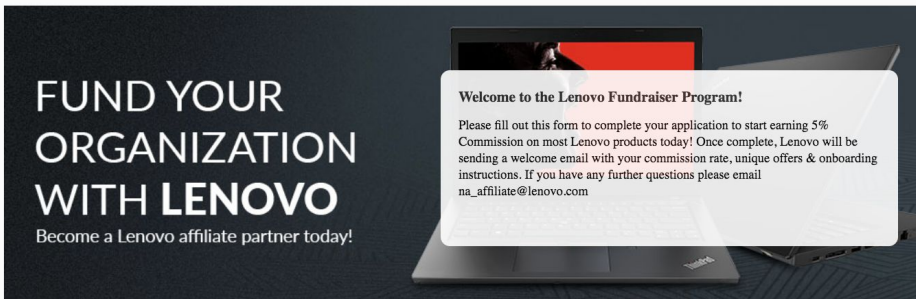
ncy. Financial content will be calculated and displayed in ment and cannot be changed once the account has been

st Tax
are transactional based taxes that are required to be levied authorities in the world. Service providers would typically be required to be registered with the tax authorities in these tax jurisdictions.

Are you registered for Indirect Tax (eg VAT, GST, HST)

Additional Tax Information may be required once you have earned income.

Impact Application
From the Currency drop-down, select the currency that you will be paid in. Note that this cannot be changed later.



Agreements

SMB Sale: 2% USD

Payout Details

Default Payout	2% of order sale amount
----------------	-------------------------

Schedule

Action Locking	Actions are locked 1 month(s) and 15 day(s) after end of the month they are tracked
Invoicing	Actions are invoiced on the 17 of the month after they lock
Payout Scheduling	Approved transactions are paid 1 month(s) and 19 day(s) after end of the month they lock

Qualified Referrals

By checking this box I confirm I have read, understand, acknowledge and accept and I agree to be bound by its terms.

Cancel

Submit Application



Lenovo

Please activate your account

Thank you for submitting an application to create an account with Lenovo NA.

Before we can review your account we must verify your email address. A verification message has been sent to the following email address:

youremail@example.com

You must open this email and click on the activation link within 5 days. By doing so your login will be activated and your application will be submitted for review.

Once your account has been approved you will be able to start promoting Lenovo NA.

Resend Validation Email

If you did not receive this email, please check your SPAM folder and make sure you accept emails coming from ***notifications@impactradius-platform.com***

After you submit your application, you will be prompted to activate your account by verifying your email address.

If you do not receive this verification email (in your inbox or SPAM folder), please click “Resend Validation Email”.

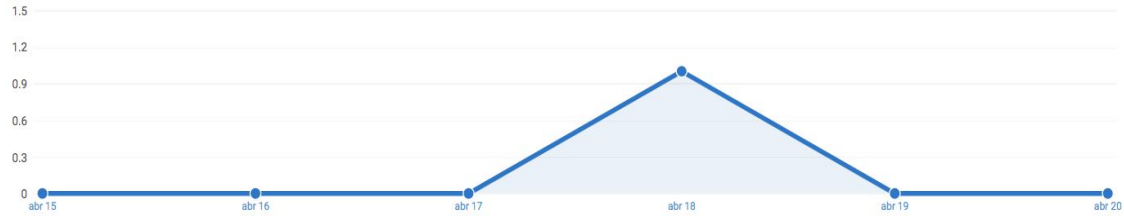
Account Dashboard

Navigating your Impact account



SNAPSHOT

Apr 15 2019 - Apr 21 2019



Clicks
1

Actions
0

Payouts
USD0

Sale Amount
USD0

Conversion Rate
0%

EPC
USD0.00

CREATE A LINK

Enter a Landing Page (optional)

Create

Advanced

Use this link

h*

This is your Impact Dashboard.

The graph to the left gives you a quick "Snapshot" of your campaign performance.

FIND AN AD TO PROMOTE

Search Ads

Ad Type: None

Page 1



243736



575x100_DAILYDEALS
[Daily Deals](#)

Banner
575 x 100



Get code

243737



575x575_DAILYDEALS
[Daily Deals](#)

Banner
575 x 575



Get code

243738



600x200_DAILYDEALS
[Daily Deals](#)

Banner
600 x 200



Get code

243739



615x184_DAILYDEALS
[Daily Deals](#)

Banner
615 x 184



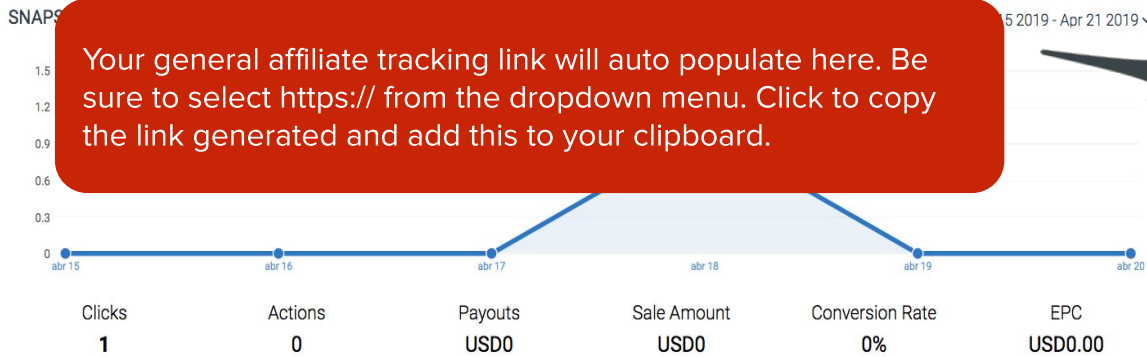
Get code

SMB Sale
Referral Period: 3 days

5%

Creating Links

Using the Dashboard Link Generator



Your general affiliate tracking link will auto populate here. Be sure to select https:// from the dropdown menu. Click to copy the link generated and add this to your clipboard.

CREATE A LINK

Enter a Landing Page (optional)

Create Advanced

Use this link to promote Lenovo USA

https://

Share

You can also customize this link by selecting the blue edit pen.

FIND AN AD TO PROMOTE

Ad Type: **None** ▾

Page 1 < >

243736		575x100_DAILYDEALS Daily Deals	Banner 575 x 100		Get code
243737		575x575_DAILYDEALS Daily Deals	Banner 575 x 575		Get code
243738		600x200_DAILYDEALS Daily Deals	Banner 600 x 200		Get code
243739		615x184_DAILYDEALS Daily Deals	Banner 615 x 184		Get code

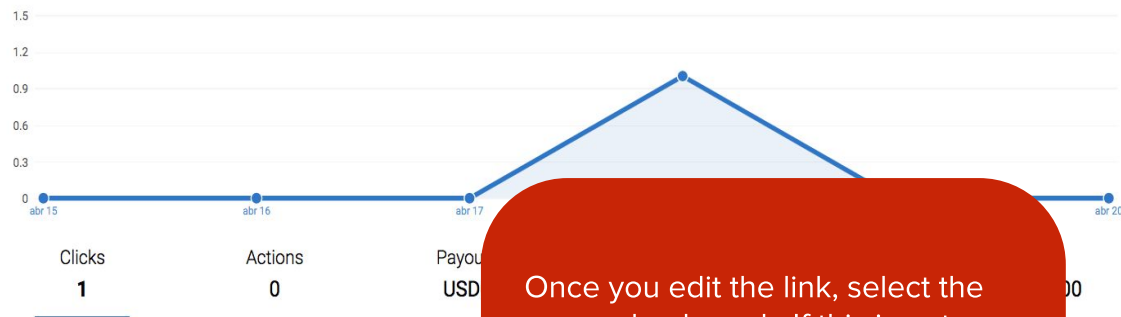
Online Sale
Referral Period: 3 days
5%

Outlet Sale
Referral Period: 3 days
0%

SMB Sale
Referral Period: 3 days
5%

SNAPSHOT

Apr 15 2019 - Apr 21 2019 ▾



Once you edit the link, select the green check mark. If this is not available then the link is already in use or is not a valid entry.

After you confirm your customized link, it will then be available to copy directly from your dashboard. Click the link to copy it.

CREATE A LINK

Advanced

Use this link to promote Lenovo USA

 Share  

CONTRACT TERMS

Online Sale
Referral Period: 3 days

5%

Outlet Sale
Referral Period: 3 days

0%

SMB Sale
Referral Period: 3 days

5%

Viewing Reports

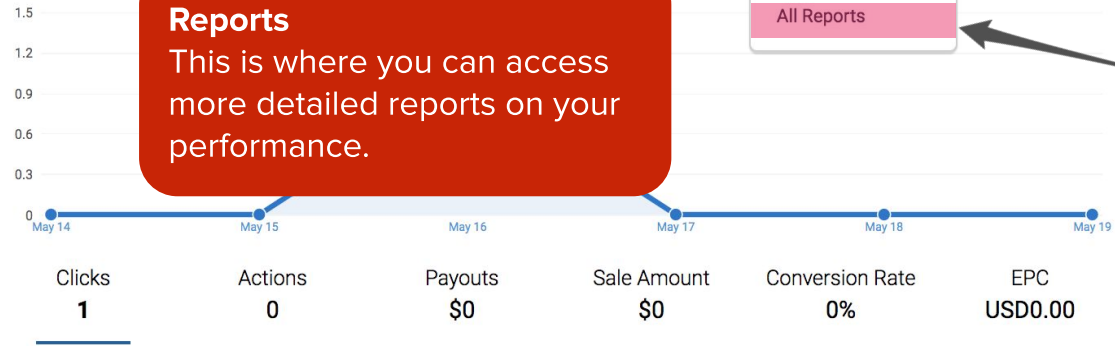
Accessing your Performance Reports

SNAPSHOT

Reports
This is where you can access more detailed reports on your performance.

- Saved Reports
- Scheduled Reports
- All Reports

2019 - May 20 2019



Selecting a Report
You can access reports by clicking the 'All Reports' link in the reporting drop down. All of the default reports are accessed through this link.

FIND AN AD TO PROMOTE

Search Ads Ad Type: None

Page 1

243736		575x100_DAILYDEALS Daily Deals	Banner 575 x 100		Get code
243737		575x575_DAILYDEALS Daily Deals	Banner 575 x 575		Get code
243738		600x200_DAILYDEALS Daily Deals	Banner 600 x 200		Get code

Use this link to promote Lenovo USA

[https:// lenovo.7eer.net/oJnob](https://lenovo.7eer.net/oJnob)

Share

CONTRACT TERMS

Online Sale
Referral Period: 3 days
2%

Outlet Sale
Referral Period: 3 days
0%



All Reports

Dashboard

Name

[Overview](#)

Columns ▾

From the 'All Reports' screen you can open all of the default reports by clicking on report links.

If you would like to add a report link to the Reports drop down, you can do so by clicking this link.

Performance

Name

Description

Actions

[Performance by Ad](#)

Aggregate performance by ad over a specified date range.

[Add to Reports Dropdown](#)

[Performance by Brand](#)

Aggregate performance by campaign over a specified date range.

[Add to Reports Dropdown](#)

[Performance by Day](#)

Aggregate performance for each day in a specified date range.

[Add to Reports Dropdown](#)

[Performance by Device](#)

Shows performance stats based on the device used by the consumer to generate the referral.

[Add to Reports Dropdown](#)

[Performance by Geo Location](#)

Aggregate performance by region and city.

[Add to Reports Dropdown](#)

[Performance by Month](#)

Monthly performance snapshot for the last 24 months.

[Add to Reports Dropdown](#)

[Performance by Product](#)

Aggregate performance by category and SKU.

[Add to Reports Dropdown](#)

[Performance by Promo Code](#)

Displays performance data aggregated by promo code.

[Add to Reports Dropdown](#)

[Performance by Referral Type](#)

Aggregate performance by referral type. Referral types include cookie, fingerprint, promo code, and view through.

[Add to Reports Dropdown](#)

[Performance by Referring Domain](#)

Aggregate performance by referring domain.

[Add to Reports Dropdown](#)

[Performance by Sub Id](#)

Aggregate performance by sub ID.

[Add to Reports Dropdown](#)



Ads and Links

Accessing Lenovo specific Ads and Links

- Ads & Links**
- Product Catalogs
- Promo Codes
- Vanity Links
- Ad Requests
- Ad Tools



Copying Ads
You can search for ads by selecting 'Ads & Links' from the drop-down.
You can also copy an ad code directly from the dashboard by clicking 'Get Code' on the appropriate ad.

FIND AN AD TO PROMOTE

Search Ads: Ad Type: **None** Page 1 < >

243736		575x100_DAILYDEALS Daily Deals	Banner 575 x 100		Get code
243737		575x575_DAILYDEALS Daily Deals	Banner 575 x 575		Get code
243738		600x200_DAILYDEALS Daily Deals	Banner 600 x 200		Get code
243739		615x184_DAILYDEALS Daily Deals	Banner 615 x 184		Get code

Referral Period: 3 days
5%

Outlet Sale
Referral Period: 3 days
0%

SMB Sale
Referral Period: 3 days
5%

Manage Ads

Request New Ad


Recently Updated



Ad Types



Labels



Deals



[View all](#)

[View all](#)

<input type="checkbox"/>	Preview	Name	Brand	Deal	Last Updated	Performance	Actions
--------------------------	---------	------	-------	------	--------------	-------------	---------

<input type="checkbox"/>		575x100_DAILYDEALS 243736 Landing Page	Lenovo USA		Last Updated: Nov 16, 2015		<input type="button" value="Get code"/>
--------------------------	--	--	------------	--	----------------------------	--	---

Search Ads

This screen shows you all available ads for your campaigns. You can use the filters to sort by campaign, ad type, or deal type.

To get the ad code and tracking link for an Ad, select 'Get code'

<input type="checkbox"/>							Get code
<input type="checkbox"/>							Get code

Recently Updated

Last day	0
Last 7 days	17
Last 30 days	31

Name, label, ID Brand: All Ad



<input type="checkbox"/>	Preview	Name
<input type="checkbox"/>		575x100_DAILYDEALS
<input type="checkbox"/>		243738
<input type="checkbox"/>		575x100_DAILYDEALS
<input type="checkbox"/>		243738
<input type="checkbox"/>		600x250_DAILYDEALS
<input type="checkbox"/>		243738



575x100_DAILYDEALS

[View landing page](#) Deep linking Landing page mobile ready

HTML Iframe

Copy and paste the code below into the page you want to display the ad on.

```
<a href="//lenovo.7eer.net/c/384706/243736/3808"></a>
```

Copy to clipboard

Tracking Link

//lenovo.7eer.net/ (yourID)/(AdID)/(CampaignID)

[Customize code](#)

Dates Active

Unlimited

Banner (ID: 243736)



Last Updated: Nov 16, 2015

Description


Get Code
You can easily copy and paste the HTML code onto the page you would like to display the ad on. If you only want the tracking link for the Ad, then you can pull it from the 'Tracking Link' field.

Free Shipping	12
Home & Home Office ...	12
Accessory Sale	11

Performance	Actions
	Get code
	Get code
	Get code

Manage Ads


Request New Ad



Recently Updated

Last day	3
Last 7 days	17
Last 30 days	34

Name, label, ID



Preview



Copy to clipboard

Tracking Link

//lenovo.7eer.net/c/ (yourID)/(AdID)/(CampaignID)

Customize code

Add sub ID parameters in the ad link code (advanced)

Sub Id 1

Sub Id 2

Sub Id 3

Shared Id

The partner program can also see this value in their reporting

Send traffic to ad's default landing page:
http://shop.lenovo.com/us/en/landingpage/promotions/daily_deals/?cid=us:affiliate:brcplg

Send traffic from this ad to a specific landing page

Serve this ad securely (https)

Generate Custom Code

Sub Id

You can choose to append a Sub Id parameter to your ad code for reporting purposes.

Sub Id values are only visible by you, while Shared Id values are visible by both you and the Advertiser.

615x184_DAILYDEALS
243739

Lenovo USA

Last Updated: Nov 16, 2015

Office ...	12
e	12
	11

Page 1

performance Actions

Get code

Get code

Get code

Get code

Manage Ads

Request New Ad ▾






Recently Updated

Last day	0	
Last 7 days	17	<div style="width: 100%;"></div>
Last 30 days	31	<div style="width: 100%;"></div>

Name, label, ID Brand: All ▾ Ad



- Preview

- 
- 

[Copy to clipboard](#)

Tracking Link

`(yourID)/(AdID)/(CampaignID) ?sharedid=your_sub_affiliate_id`

[Customize code ↑](#)

Add sub ID parameters in the ad link code (advanced)

Sub Id 1

Sub Id 2

Sub Id 3

Shared Id

The partner program can also see this value in their reporting

Send traffic to ad's default landing page:
http://shop.lenovo.com/us/en/landingpage/promotions/daily_deals?cid=us:affiliate:brcplg

Send traffic from this ad to a specific landing page

Serve this ad securely (https)

[Generate Custom Code](#)

Advertisers may ask that sub affiliate networks pass their sub affiliate id in the Shared Id field of the tracking link. Unlike the other Sub Id values, the shared id is visible to both the partner and advertiser. You can add this value by clicking "Customize code" and adding your sub affiliate id parameter in the shared id field and clicking "Generate Custom Code".

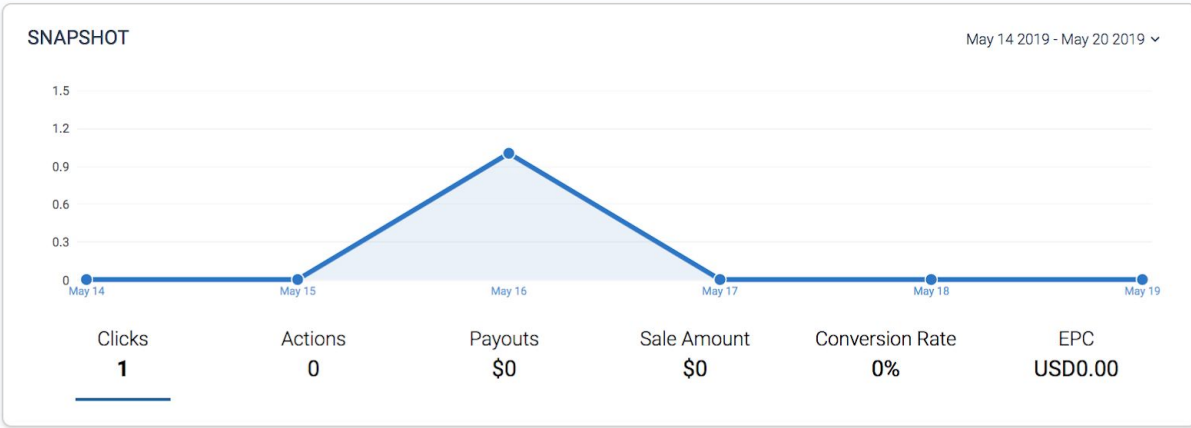
Free Shipping	12	<div style="width: 100%;"></div>
Home & Home Office ...	12	<div style="width: 100%;"></div>
Accessory Sale	11	<div style="width: 100%;"></div>

- Actions
- [Get code](#)
 - [Get code](#)
 - [Get code](#)

243738
[Landing Page](#)
[Daily Deals](#)

Finances

Configuring your Withdrawal Settings, viewing your Earnings report and uploading your Tax document



Complete your withdrawal settings so we can pay you.
[Complete Withdrawal Settings](#)

CREATE A LINK

Enter a Landing Page (optional)

Create [Advanced](#)

Use this link to promote Lenovo USA

https:// lenovo.7eer.net/oJnob

Share

FIND AN AD TO PROMOTE

Search Ads

243736					
243737		575x575_DAILYDEALS	Banner 575 x 575		Get code
		600x200_DAILYDEALS	Banner 600 x 200		Get code
		615x184_DAILYDEALS	Banner		Get code

To access your Settings, including Withdrawal Settings, navigate to the Triple Dot Icon and select 'Settings.'

- Settings
- What's New

CONTRACT TERMS

Online Sale	Referral Period: 3 days	2%
Outlet Sale	Referral Period: 3 days	0%
SMB Sale		



Company Information

Manage account details including name and timezone

Account Users

Manage your users and set access rights for this account

Account Security Settings

Control the security requirements for users of this account

Media Properties

Edit your current media properties and marketing channels

Promotional Methods

Specify the methods that you use for promoting campaigns

Special Terms

Create special terms for advertisers

Traffic Categories

Create traffic categories for CPC partnerships

TECHNICAL

Data Feeds

Email or send data in various formats to your FTP server on a daily basis

API Access

Interact with the platform via an Application Programming Interface (API)

Auto Monetization

Generate revenue for traffic sent to expired campaigns or for traffic not accepted by advertisers

Event Notifications

Setup server to server postbacks based on specific events

Beta Features

Choose beta features to enable in your account

FINANCE

Withdrawal Settings

Select your preferred payment method

Finance Settings

Designate a contact person for invoices

Withdrawal Settings:

This is where you will need to enter your bank information

Viewing Account Settings:

Withdrawal Settings

Payment Method

 Electronic Funds TransferBank Location Country Payment Method Beneficiary Account Name Bank Account Number Bank Account Type
(Checking or Savings) ABA Routing Number PayPal (2% processing fee capped to \$20.00)[Clear Payment Method Information](#)

Payment Scheduling

 Pay me when my balance reaches threshold Pay me on a fixed day of the month

Fixed day is NOT recommended if you work with more than one advertiser. If an advertiser funds their account late, you will need to wait another month to withdraw the funds. Balance must be at least \$50.00 to withdraw.

[Cancel](#)[Save](#)

Payment Method

After you have completed the 'Setting up your Bank Account' screen, you will be able to select your Payment Method.

Note: Paypal is only available as a withdrawal method for partners paid in USD, GBP, EUR, AUD, CAD, NZD, PHP, HKD, SGD, SEK, DKK, NOK, ILS, and MXN.

Viewing Account Settings

Withdrawal Settings

Payment Method

Electronic Funds Transfer

Bank Location Country: United States

Payment Method: EFT Withdrawal (free)

Beneficiary Account Name:

Bank Account Number:

Bank Account Type (Checking or Savings): Checking

ABA Routing Number:

PayPal (2% processing fee capped to \$20.00)

[Clear Payment Method Information](#)

Payment Scheduling

Pay me when my balance reaches threshold \$50

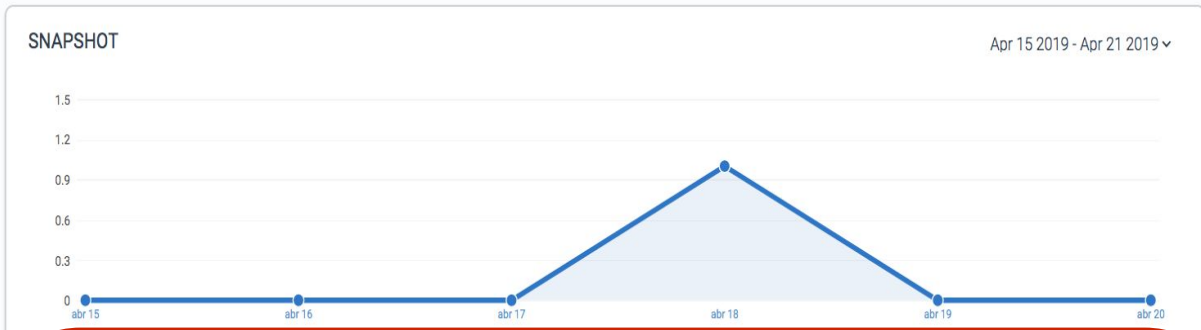
Pay me on a fixed day of the month Select

Fixed day is NOT recommended if you work with more than one advertiser. If an advertiser funds their account late, you will need to wait another month to withdraw the funds. Balance must be at least \$50.00 to withdraw.

Cancel Save

Payment Scheduling
 You can choose to be paid either when your available balance hits a certain threshold, or on a fixed day of the month (1st or 15th).

 Please note: Balance must be at least \$50 to withdraw for either method.



CREATE A LINK

Enter a Landing Page (optional)

Create

Use this link to promote Lenovo USA

https:// lenovo.7eer.net/JY4eE

Share [Facebook] [Twitter]

- Locked \$0.00
- Pending \$0.00
- Earnings**
- Withdrawals
- Partner Funds Transfer
- Invoices
- Pending Actions
- Tax Documents

Navigate to the Balance drop-down to access Earnings information.

Earnings:
This is where you can access your monthly earnings report

Pending Actions:
This is where you can view actions that are credited to you, but have not locked and so are not yet payable

Electronic Tax Document:
This tax document is needed to withdraw funds from your account

CONTRACT TERMS

Online Sale
Referral Period: 3 days
5%

Outlet Sale
Referral Period: 3 days
0%

SMB Sale
Referral Period: 3 days
5%

Edited
Monthly Earnings Save X

Advertiser: All | Accounting Month: based on the action event

Cash Overview

PARTNER	AVAILABLE BALANCE	OVERDUE TRANSFERS	OVERDUE ACTION EARNINGS	UPCOMING TRANSFERS	PENDING ACTION EARNINGS
Lenovo Partner	USD0.00	USD0.00	USD0.00	USD0.00	USD0.00

Displaying: 1 - 1 of 1

Monthly Earnings

OTHER EARNINGS	OTHER TAX	INVOICED	% FUNDED BY ADV	FUNDED BY ADV	% WITHDRAWN	WITHDRAWN
USD0.00	US\$0.00	USD0.00	0.0%			
USD0.00	US\$0.00	USD0.00	0.0%			
USD0.00	US\$0.00	USD0.00	0.0%			
USD0.00	US\$0.00	USD0.00	0.0%	US\$0.00	0.0%	USD0.00
USD0.00	US\$0.00	USD0.00	0.0%	US\$0.00	0.0%	USD0.00
USD0.00	US\$0.00	USD0.00	0.0%	US\$0.00	0.0%	USD0.00
USD0.00	US\$0.00	USD0.00	0.0%	US\$0.00	0.0%	USD0.00

Available Balance
 This is your available balance for withdrawal. Your balance must be at least \$50 for our system to automatically withdraw your funds.

Upcoming Transfer
 Additional earnings from Bonuses and makegoods to be transferred

Pending Action Earnings
 Action earnings that are credited to you, but have not locked and so are not yet payable.

Electronic Tax Document

Tax Document

- W9
 W8-BEN
 W8-BEN-E

Continue

Cancel

Electronic Tax Document

This document must be filled out by all Media Partners:

To update, select the Finance tab, and Electronic Tax Document.

W-9 (US based)

W-8BEN (foreign individuals)

W-8BEN-E (foreign entities)



Impact Support

If you have any additional questions about the Impact platform, please reach out to support@impact.com